

Graduation Rates 2017-18


Institution: University of South Florida-Main Campus (137351)

User ID: P1373511

Overview



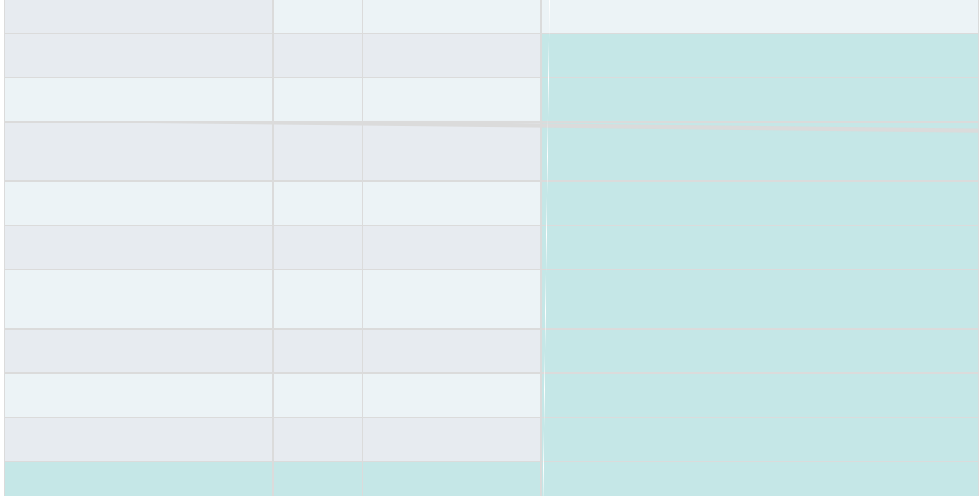

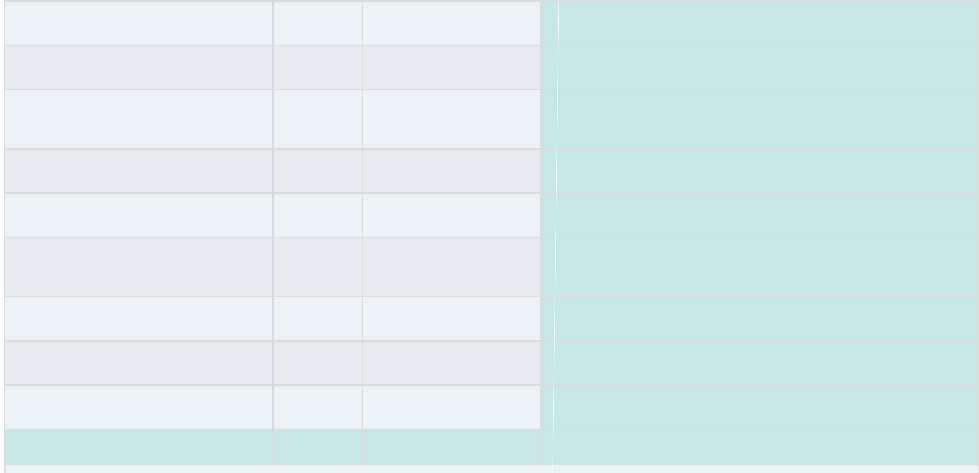
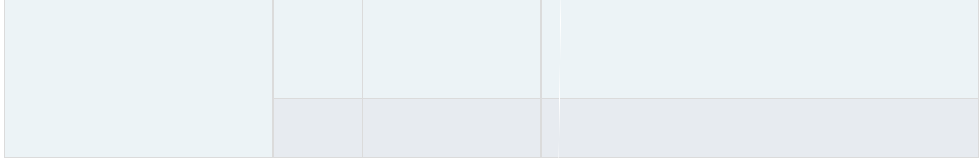
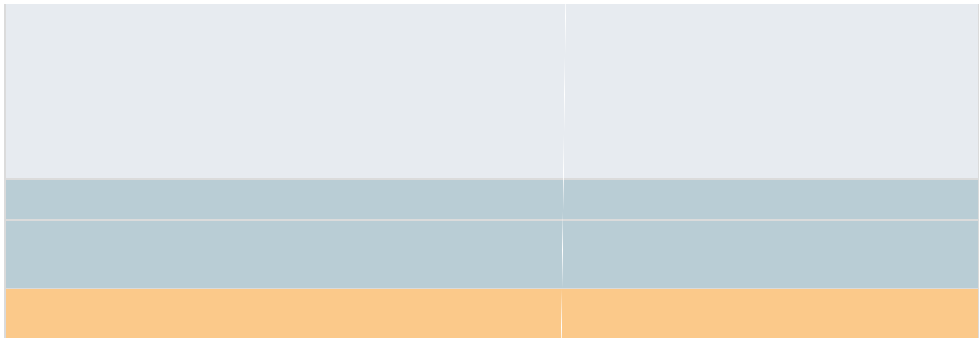

Welcome to the IPEDS Graduation Rates (GR) survey component. The GR component collects data on the cohort of full-time, first-time degree/certificate-seeking undergraduate students and tracks their completion status at 150% of the normal time to complete all requirements of their program of study. This information is collected to assist institutions in complying with the requirements of the Student Right-to-Know Act.



Once a student is in the cohort, they remain in the cohort, even if their status changes to part-time or they drop out or transfer out of the institution. However, adjustments can be made to the cohort for allowable exclusions, which include the death of a student, permanent disability, military deployment, or service on an official church mission or with a foreign aid service of the Federal government.

 When reporting award levels for sub-baccalaureate certificates, determine program length by the number of credit or contact hours, NOT the academic year length in parentheses. The academic year length is meant only to provide context.


-

|                  |                  |                  |
|------------------|------------------|------------------|
| [Dark Teal Bar]  |                  |                  |
| [Light Teal Bar] |                  |                  |
| [Light Gray Bar] |                  |                  |
| [Light Teal Bar] |                  |                  |
| [Dark Teal Bar]  |                  |                  |
| [Dark Teal Bar]  |                  |                  |
| [Light Gray Bar] |                  |                  |
| [Light Gray Bar] |                  |                  |
| [Orange Bar]     |                  |                  |
| [Light Gray Bar] |                  | [Light Gray Bar] |
| [Light Teal Bar] | [Light Teal Bar] | [Light Teal Bar] |
| [Light Gray Bar] | [Light Gray Bar] | [Light Gray Bar] |
| [Light Teal Bar] | [Light Teal Bar] | [Light Teal Bar] |






|  |  |  |  |  |  |
|--|--|--|--|--|--|
|  |  |  |  |  |  |
|  |  |  |  |  |  |
|  |  |  |  |  |  |



|                         |                         |                   |                   |                   |                   |                   |
|-------------------------|-------------------------|-------------------|-------------------|-------------------|-------------------|-------------------|
| [Grey header bar]       |                         |                   |                   |                   |                   |                   |
| [Light blue header bar] |                         |                   |                   |                   |                   |                   |
| [Dark blue header bar]  |                         |                   |                   |                   |                   |                   |
| [Orange header bar]     |                         |                   |                   |                   |                   |                   |
|                         | [Light blue header bar] |                   |                   |                   |                   |                   |
| [Grey cell]             | [Grey cell]             | [Grey cell]       | [Grey cell]       | [Grey cell]       | [Grey cell]       | [Grey cell]       |
| [Grey cell]             | [Light blue cell]       | [Light blue cell] | [Light blue cell] | [Light blue cell] | [Light blue cell] | [Light blue cell] |
| [Grey cell]             | [Grey cell]             | [Grey cell]       | [Grey cell]       | [Grey cell]       | [Grey cell]       | [Teal cell]       |
| [Light blue cell]       | [Light blue cell]       | [Light blue cell] | [Light blue cell] | [Light blue cell] | [Light blue cell] | [Teal cell]       |
| [Grey cell]             | [Grey cell]             | [Grey cell]       | [Grey cell]       | [Grey cell]       | [Grey cell]       | [Teal cell]       |
| [Light blue cell]       | [Light blue cell]       | [Light blue cell] | [Light blue cell] | [Light blue cell] | [Light blue cell] | [Teal cell]       |
| [Dark blue cell]        |                         |                   |                   |                   |                   |                   |


|  |  |  |  |  |  |  |
|--|--|--|--|--|--|--|
|  |  |  |  |  |  |  |
|  |  |  |  |  |  |  |
|  |  |  |  |  |  |  |
|  |  |  |  |  |  |  |




























|                   |                   |                   |                   |                   |
|-------------------|-------------------|-------------------|-------------------|-------------------|
| [Light blue bar]  |                   |                   |                   |                   |
| [Light blue bar]  |                   |                   |                   |                   |
| [Dark teal bar]   |                   |                   |                   |                   |
| [Light blue bar]  | [Light blue bar]  |                   |                   |                   |
| [Medium blue bar] | [Medium blue bar] | [Medium blue bar] | [Medium blue bar] | [Medium blue bar] |
| [Medium blue bar] | [Light blue bar]  | [Light blue bar]  | [Light blue bar]  | [Light blue bar]  |
| [Medium blue bar] | [Medium blue bar] | [Medium blue bar] | [Medium blue bar] | [Medium blue bar] |
| [Light blue bar]  | [Light blue bar]  | [Light blue bar]  | [Light blue bar]  | [Light blue bar]  |
| [Medium blue bar] | [Medium blue bar] | [Medium blue bar] | [Medium blue bar] | [Medium blue bar] |
| [Light blue bar]  | [Teal bar]        | [Teal bar]        | [Teal bar]        | [Teal bar]        |
| [Light blue bar]  |                   |                   |                   |                   |

Graduation and transfer-out rates

| Screen 1 of 2  |                        | Cohort year 2011       |                        |  |
|--|------------------------|------------------------|------------------------|--|
|  |                        | Graduation rate        | Transfer-out rate      |  |
|  |                        | 71                     | 6                      |  |
| Men  |                        | 67                     | 6                      |  |
| Women  |                        | 74                     | 7                      |  |
| Graduation rates for students pursuing bachelor's or equivalent degrees            |                        |                        |                        |  |
|  | 4 year graduation rate | 5 year graduation rate | 6 year graduation rate |  |
|  | 42                     | 61                     | 67                     |  |
|  | 58                     | 72                     | 74                     |  |
|  | 51                     | 67                     | 71                     |  |
| <u>Nonresident alien</u>   | 64                     | 78                     | 81                     |  |
| <u>Hispanic/Latino</u>   | 50                     | 67                     | 72                     |  |
| <u>American Indian or Alaska Native</u>  | 20                     | 20                     | 20                     |  |
| <u>Asian</u>   | 64                     | 84                     | 87                     |  |
| <u>Black or African American</u>   | 56                     | 70                     | 74                     |  |
| <u>Native Hawaiian or Other Pacific Islander</u>                                   | 78                     | 89                     | 100                    |  |
| <u>White</u>   | 49                     | 65                     | 68                     |  |
| <u>Two or more races</u>   | 47                     | 63                     | 68                     |  |
| <u>Race and ethnicity unknown</u>  | 48                     | 59                     | 62                     |  |
| <input checked="" type="radio"/> No <input type="radio"/> Yes                      |                        |                        |                        |  |
|  |                        |                        |                        |  |
|  |                        |                        |                        |  |





Summary

2017 IPEDS Graduation Rate Component Data Summary

IPEDS collects important information regarding your institution. All data reported in IPEDS survey components become available in the IPEDS Data Center and appear as aggregated data in various Department of Education reports. Additionally, some of the reported data appears specifically for your institution through the College Navigator website and is included in your institution's Data Feedback Report (DFR). The purpose of this summary is to provide you an opportunity to view some of the data that, when accepted through the IPEDS quality control process, will appear on the College Navigator website and/or your DFR. College Navigator is updated approximately three months after the data collection period closes and Data Feedback Reports will be available through the [Data Center](#) and sent to your institution's CEO in November 2017.

Please review your data for accuracy. If you have questions about the data displayed below after reviewing the data reported on the survey screens, please contact the IPEDS Help Desk at: 1-877-225-2568 or [ipedshelp@rti.org](mailto:ipedshelp@rti.org).

| Overall Graduation Rate                               |       |
|---|-------|
| Graduation Rate                                       | 71%   |
| Total number of students in the Adjusted Cohort       | 3,429 |
| Total number of completers within 150% of normal time | 2,432 |

| Overall Transfer-out Rate                                |       |
|--|-------|
| Transfer-out Rate  | 6%    |
| Total number of students in the Adjusted Cohort          | 3,429 |
| Total number of transfers-out within 150% of normal time | 222   |

| Graduation Rate for students pursuing Bachelor's Degrees                |       |
|---|-------|
| Graduation Rate for Bachelor's Cohort                                   | 71%   |
| Total number of students in the Adjusted Cohort                         | 3,429 |
| Total number of bachelor's degree completers within 150% of normal time | 2,432 |

