

Completions Overview

Welcome to the IPEDS Completions survey component. The Completions component is one of several IPEDS components that is conducted during the Fall data collection period. It collects the number of degrees and certificates awarded by field of study, level of award, race/ethnicity, and gender. The reporting period for the Completions component is during the 12-month time period beginning July 1 of the previous calendar year and ending June 30 of the current calendar year; therefore, for this year's Completions component, the reporting period is between July 1, 2013 and June 30, 2014. The Completions component is also collecting the number of students (e.g., completers) who earned awards between July 1, 2013 and June 30, 2014.









Completions Common Errors

Some common completions component errors include the following:






- Including award levels on your current year Completions that were not reported on your previous year's (PY) Institutional Characteristics (IC). [Award levels in the PY IC component cannot be changed; therefore, contact the IPEDS Help Desk at 1-877-225-2568 if you need assistance.]
- Forgetting to select CIP codes for new programs of study that are offered by the institution, but do not have completions for the reporting period.
- Forgetting to enter in zero in at least one of the cells for CIP codes that do not have completions.


Recent Changes

- The following question on **distance education**









	<input type="text" value="0"/>	
<u>White</u>	<input type="text" value="45"/>	45
Two or more races	<input type="text" value="4"/>	4
<u>Race and ethnicity unknown</u>	<input type="text" value="1"/>	1
TOTAL	70	70

--	--	--

By Age		
Under 18	<input type="text" value="0"/>	
18-24	<input type="text" value="61"/>	
25-39	<input type="text" value="8"/>	
40 and Above	<input type="text" value="1"/>	
Age Unknown	<input type="text" value="0"/>	
TOTAL	70	70

Light blue header bar

Large light blue rectangular block

Dark teal horizontal bar

Large light blue rectangular block

Light blue cell	Light blue cell	Light blue cell
-----------------	-----------------	-----------------

Light blue horizontal bar

Light blue horizontal bar

Light blue cell	Light blue cell	Light blue cell
-----------------	-----------------	-----------------

Light blue cell	Light blue cell	Light blue cell
-----------------	-----------------	-----------------

Light blue cell	Teal cell	Light blue cell
-----------------	-----------	-----------------

Light blue cell	Dark grey cell	Light blue cell
-----------------	----------------	-----------------

Large light blue rectangular block

Light blue horizontal bar

Light blue cell	Light blue cell	Light blue cell
-----------------	-----------------	-----------------

Completers by Level

Institutions must report the following information. This screen will be shown for each of the following award categories for which completions have been reported:

-
-
-
-
-
-
-

Master's degrees

Number of students by gender, by race and ethnicity, and by age earning this award between July 1, 2013 and June 30, 2014. Each student should be counted once per award level. For example, if a student earned a master's degree and a doctor's degree, he/she should be counted once in master's and once in doctor's. A student earning two master's degrees should be counted only once.

- Report Hispanic/Latino individuals of any race as Hispanic/Latino
- Report race for non-Hispanic/Latino individuals only

	Number of Students	Total Awards
By Gender		
Men		53
Women		114
TOTAL	167	167
PY TOTAL	143	
By Race/Ethnicity		
<u>Nonresident alien</u>		4
<u>Hispanic/Latino</u>		10
<u>American Indian or Alaska Native</u>		0
		5



Completions

University of South Florida-St Petersburg (448840)

Perform Edits	Your institution reported offering award level(s) (8) in the prior year IC Header survey, but you did not report offering any programs at this level here. Please correct your data or explain the discrepancy. (Error #10528)	Explanation	Yes	
Reason:				
